

Engineered Solutions. Trusted Results.

## LOCKS

# Integrated Lock and Tilt Latch Fusion® Flush Mount



The Fusion System, combines two separate pieces of window hardware into one completely revolutionary system. Designed and crafted to replicate the styling of window hardware from an earlier era, we have used today's technology to create a hardware system that is both stylish and functional - a system where the tilt latches are hidden beneath the check rail and are actuated by the same lever as the lock. With just one hand, you can unlock the window and release the tilt latches, allowing you to see more of the beauty of the window, rather than the hardware.

## product highlights

- Recommended for: wood
- Available with trigger actuated latches - prevents marring wood when windows are tilted back in. Latches without triggers used primarily in vinyl window applications, are also available
- Lock and tilt latch release are actuated by one mechanism - allows you the option of using either single or multiple locks on the window
- Pick-resistant base plate increases security
- Latches are hidden into the checkrail - lets your customer see more of the beauty of your window, rather than the hardware
- Totally adjustable to any size window
- Non-handed latches - less inventory costs and less hassle on the production line
- Housing assembly is separate from base - increases inventory efficiencies by only having to inventory the housing in different colors or finishes - not the entire locking system
- Stylish fastenerless housing - makes it easy to remove for staining or finishing
- Easy, intuitive one-handed operation
- Corrosion resistant - composite construction provides a corrosion resistant system

## Available Colors

Blacks



Black



Matte Black

**Brasses**



Bright Brass

**Browns**



Faux Bronze

**Nickels**




Satin Nickel

**Tans**

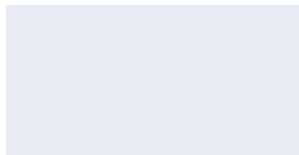


Beige

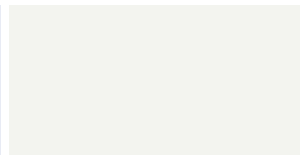
**Whites**



Bright White



Bright White



Snow White