
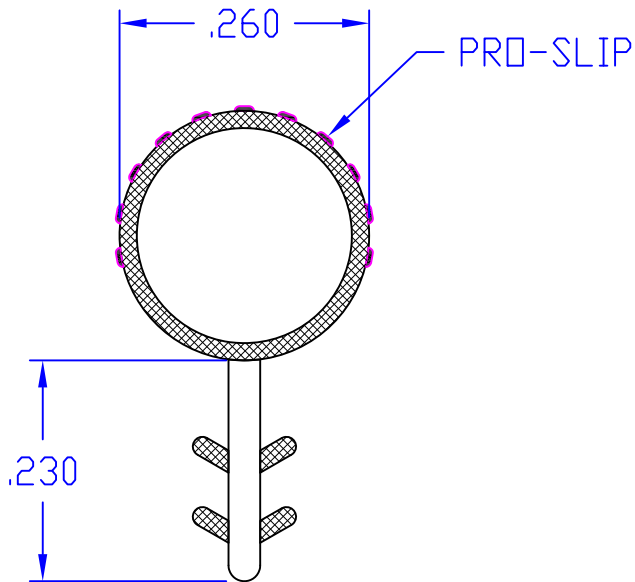


REV	DESCRIPTION	DATE	ECO#	BY
-----	-------------	------	------	----



REFER TO CAD DRAWING FOR ALL DIMENSIONS NOT FULLY CONSTRAINED.

1:1 ACTUAL SIZE



INTERPRET PER:  
SAME Y14.5M-2009

DRAWING TITLE:  
**- CUSTOMER PAGE -**

UNITS: INCH

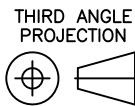
DRAWN BY: **DCL**      CHECKED BY:

TOLERANCE UNLESS  
OTHERWISE SPECIFIED

**KERF MOUNT BULB SEAL**

SCALE: **5:1**      SHEET: **1 OF 1**

THE INFORMATION CONTAINED IN THIS DRAWING IS CONFIDENTIAL AND PROPRIETARY. THIS DRAWING IS NOT TO BE COPIED OR REPRODUCED IN WHOLE OR IN PART WITHOUT EXPRESS WRITTEN CONSENT.



THIRD ANGLE  
PROJECTION



CRITICAL  
DIMENSIONS

CAD TYPE:	SIZE:	DRAWING #:	REV:
AUTOCAD	A	PP1227	7